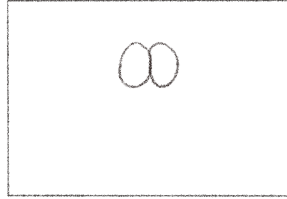



HOW TO DRAW A SHEEP


1. Start with two ovals.




2. Add a letter "U."




3. Add a flat cloud of hair and floppy ears.




4. Add a big cloud body and a neck.



5. Add arms, legs, and hooves.



6. Give your sheep a fun expression.



7. Color your sheep.



Use the space below to draw one or more sheep. If you'd like to make your sheep with collage, draw the outlines on scraps of patterned or colored paper. Then cut *OUTSIDE* the lines and glue the pieces together. Afterwards, draw the arms and legs on, or use pieces of string, yarn, paper, sticks, or other material to make them.

